



Anodo 40/70 HP 4 tempi



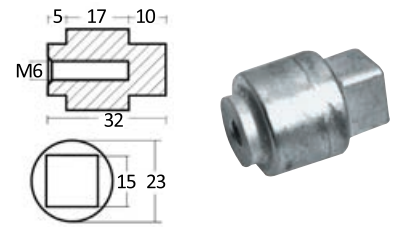
Zinco	Alluminio	Magnesio	Riferimento originale
43.424.05	43.424.08	43.424.09	00825-01405

Barra 30/50 HP 2 e 4 tempi



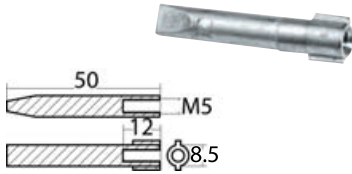
43.252.71

Anodo cilindro per Yamaha 80/100 HP



Codice	Riferimento originale
43.260.07	67F-11325-00

Anodo cilindro per Yamaha 40/200 HP



Codice	Riferimento originale
43.260.09	62Y-11325-00

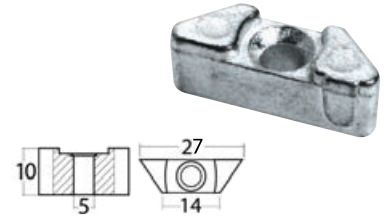
Anodo cilindro per Yamaha 2,5/70HP



13x13,6 x12,7 mm.

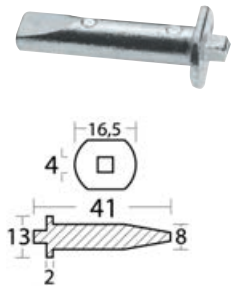
Codice	Riferimento originale
43.260.12	6G8-11325-00

Anodo cilindro per Yamaha 9,9/250 HP



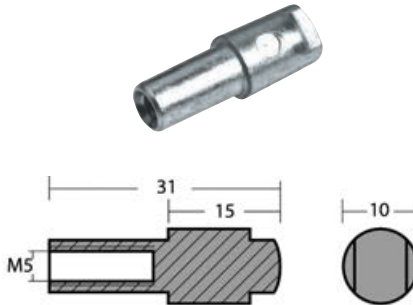
Codice	Riferimento originale
43.260.13	6E5-11325-00

Anodo cilindro per Yamaha 20/30 HP




Codice	Riferimento originale
43.260.14	6J8-11325-00

Anodo cilindro per Yamaha 9,9/300 HP



Codice	Riferimento originale
43.260.15	66M-11325-00


Anodo cilindro 80/225 HP



Zinco	Alluminio	Riferimento originale
43.260.05	43.260.20	68V-11325-01

Anodi cilindro per Yamaha

Zinco	Alluminio	Descrizione	Rif. orig.
43.260.17	-	Cilindretto dal 80 al 300 HP	67F-11325-01
43.260.19	43.260.21	Cilindretto dal 80 al 250 HP	68V-11325-02



Piastra in zinco



Codice	Riferimento originale
43.437.00	115/200 HP

Piastrina 15/20 HP



Zinco	Alluminio	Magnesio	Rif. Orig.
43.276.00	43.276.01	43.276.02	6AH45251